



Introductory sub-table (I)(a)

Name of the Company: SHILPI CABLE TECHNOLOGIES LIMITED			
Scrip Code: 533389, Name of the scrip: Shilpi Cable Technologies Ltd, Class of security: Equity			
Quarter ended: 30th September, 2013			
Partly paid-up shares:-			
	No. of partly paid-up shares	As a % of total no. of partly paid-up shares	As a % of total no. of shares of the company
Held by promoter/promoter group	0	0	0
Held by public	0	0	0
Total	0	0	0
Outstanding convertible securities:-			
	No. of outstanding securities	As a % of total no. of outstanding convertible securities	As a % of total no. of shares of the company, assuming full conversion of the convertible securities
Held by promoter/promoter group	0	0	0
Held by public	0	0	0
Total	0	0	0
Warrants:-			
	No. of warrants	As a % of total no. of warrants	As a % of total no. of shares of the company, assuming full conversion of warrants
Held by promoter/promoter group	0	0	0
Held by public	0	0	0
Total	0	0	0
Total paid-up capital of the company, assuming full conversion of warrants and convertible securities			
	37516136	N.A.	100




Statement Showing Shareholding Pattern


		Table (I)(a)						
Category code	Category of Shareholder	Number of Shareholders	Total number of shares	Number of shares held in dematerialized form	Total shareholding as a percentage of total number of shares		Shares Pledged or otherwise encumbered	
					As a percentage of (A+B) ¹	As a percentage of (A+B+C)	Number of shares	As a percentage
(I)	(II)	(III)	(IV)	(V)	(VI)	(VII)	(VIII)	(IX)= (VIII)/(IV)*100
(A)	Shareholding of Promoter and							
1	Indian							
(a)	Individuals/ Hindu Undivided Family							
		5	36000	36000	0.10	0.10	0	0.00
(b)	Central Government/ State Government(s)	0	0	0	0.00	0.00	0	0.00
(c)	Bodies Corporate	2	16750000	16750000	44.65	44.65	10200000	60.90
(d)	Financial Institutions/ Banks	0	0	0	0.00	0.00	0	0.00
(e)	Any Others(Specify)	0	0	0	0.00	0.00	0	0.00
(e-i)					0.00	0.00		0.00
(e-ii)					0.00	0.00		0.00
	Sub Total(A)(1)	7	16786000	16786000	44.74	44.74	10200000	60.76



2	Foreign							
a	Individuals (Non-Residents Individuals/ Foreign Individuals)	0	0	0	0.00	0.00	0	0.00
b	Bodies Corporate	0	0	0	0.00	0.00	0	0.00
c	Institutions	0	0	0	0.00	0.00	0	0.00
d	Qualified Foreign Investor	0	0	0	0.00	0.00	0	0.00
e	Any Others(Specify)	0	0	0	0.00	0.00	0	0.00
e-i					0.00	0.00		0.00
e-ii								
	Sub Total(A)(2)	0	0	0	0.00	0.00	0	0.00
	Total Shareholding of Promoter and	7	16786000	16786000	44.74	44.74	10200000	60.76
(B)	Public shareholding							
1	Institutions							
(a)	Mutual Funds/ UTI	0	0	0	0.00	0.00	0	0.00
(b)	Financial Institutions / Banks	0	0	0	0.00	0.00	0	0.00
(c)	Central Government/ State Government(s)	0	0	0	0.00	0.00	0	0.00
(d)	Venture Capital Funds	0	0	0	0.00	0.00	0	0.00
(e)	Insurance Companies	0	0	0	0.00	0.00	0	0.00
(f)	Foreign Institutional Investors	0	0	0	0.00	0.00	0	0.00
(g)	Foreign Venture Capital Investors	0	0	0	0.00	0.00	0	0.00
(h)	Qualified Foreign Investor	0	0	0	0.00	0.00	0	0.00
(i)	Any Other (specify)	0	0	0	0.00	0.00	0	0.00
(i-ii)					0.00	0.00		
(i-ii)								
	Sub-Total (B)(1)	0	0	0	0.00	0.00	0	0.00
B 2	Non-institutions							
(a)	Bodies Corporate	288	380629	380629	10.15	10.15	0	0.00




(b)	Individuals							
I	Individuals -i. Individual shareholders holding nominal share capital up to Rs 1 lakh	7335	3162456	3147917	8.43	8.43	0	0.00
II	ii. Individual shareholders holding nominal share capital in excess of Rs. 1 lakh.	68	4857598	4857598	12.95	12.95	0	0.00
(c)	Qualified Foreign Investor	0	0	0	0.00	0.00	0	0.00
(d)	Any Other (specify)							
(d-i)	Trusts	1	5217374	5217374	13.91	13.91	0	0.00
(d-ii)	NRI	68	165583	165583	0.44	0.44	0	0.00
(d-iii)	Clearing Members	41	29417	29417	0.08	0.08	0	0.00
(d-iv)	HUF	177	3491412	3491412	9.31	9.31	0	0.00
	Sub-Total (B)(2)	7978	20730136	20730136	55.26	55.26	0	0.00
(B)	Total Public Shareholding (B)= (B)(1)+(B)(2)	7978	20730136	20730136	55.26	55.26	0	0.00
	TOTAL (A)+(B)	7985	37516136	37516136	100.00	100.00	10200000	27.19
(C)	Shares held by Custodians and against which Depository Receipts have been issued							
1	Promoter and Promoter Group	0	0	0	0	0.00	0	0.00
2	Public	0	0	0	0	0.00	0	0
	Sub-Total (C)	0	0	0	N.A	0	0	0
	GRAND TOTAL (A)+(B)+(C)	7985	37516136	37516136	N.A	100.00	10200000	27.19



(I)(b) Statement showing holding of securities (including shares, warrants, convertible securities) of persons belonging to the category "Promoter and Promoter Group"

Sr. No.	Name of the shareholder	Details of Shares held		Encumbered shares (*)			Details of warrants		Details of convertible securities		Total shares (including underlying shares assuming full conversion of warrants and convertible securities) as a % of diluted share capital
		Number of shares held	As a % of grand total (A)+(B)+(C)	No.	As a percentage	As a % of grand total (A)+(B)+(C) of sub-clause (I)(a)	Number of warrants held	As a % total number of warrants of the same class	Number of convertible securities held	As a % total number of convertible securities of the same class	
(I)	(II)	(III)	(IV)	(V)	VI)=(V)/(III)*100	(VII)	(VIII)	(IX)	(X)	(XI)	(XII)
1	SHARDA RANI	7000	0.02		0.00	0.00	0	0	0	0	
2	MANISH GOEL	7000	0.02		0.00	0.00	0	0	0	0	
3	VISHAL GOEL	7000	0.02		0.00	0.00	0	0	0	0	
4	SHILPI GOEL	7000	0.02		0.00	0.00	0	0	0	0	
5	MUKESH GUPTA	8000	0.02		0.00	0.00	0	0	0	0	
6	SHILPI COMMUNICATION PVT LTD (2)	16750000	44.65	10200000	60.90	27.19	0	0	0	0	
TOTAL		16786000	44.74	10200000	60.76	27.19	0	0	0	0	0




(*) The term "encumbrance" has the same meaning as assigned to it in regulation 28(3) of the SAST Regulations, 2011

(I)(c)(i) Statement showing holding of securities (including shares, warrants, convertible securities) of persons belonging to the category "Public" and holding more than 1% of the total number of shares

Sr. No.	Name of the shareholder	Number of shares held	Shares as a percentage of total number of shares {i.e., Grand Total (A)+(B)+(C) indicated in Statement at para (I)(a) above}	Details of warrants		Details of convertible securities		Total shares (including underlying shares assuming full conversion of warrants and convertible securities) as a % of diluted share capital
				Number of warrants held	As a % total number of warrants of the same class	Number of convertible securities held	% w.r.t total number of convertible securities of the same class	
1	ANAND GUPTA TRUSTEE OF SCTL SEC TRUST	5217374	13.91	0	0.00	0	0.00	0
2	RAJESH GUPTA	1600000	4.26	0	0.00	0	0.00	0
3	DINESH GUPTA	1600000	4.26	0	0.00	0	0.00	0
4	RAJESH GUPTA	1600000	4.26	0	0.00	0	0.00	0
5	DINESH GUPTA	1600000	4.26	0	0.00	0	0.00	0
6	INDO JATALIA SECURITIES PVT LTD	1229855	3.28	0	0.00	0	0.00	0
TOTAL		12847229	34.24	0	0	0	0	0

(I)(c)(ii) Statement showing holding of securities (including shares, warrants, convertible securities) of persons (together with PAC) belonging to the category "Public" and holding more than 5% of the total number of shares of the company

Sr. No.	Name(s) of the shareholder(s) and the Persons Acting in Concert (PAC) with them	Number of shares	Shares as a percentage of total number of shares {i.e., Grand Total (A)+(B)+(C) indicated in Statement at para (I)(a) above}	Details of warrants		Details of convertible securities		Total shares (including underlying shares assuming full conversion of warrants and convertible securities) as a % of diluted share capital
				Number of warrants	As a % total number of warrants of the same class	Number of convertible securities held	% w.r.t total number of convertible securities of the same class	
1	ANAND GUPTA TRUSTEE OF SCTL SEC TRUST	5217374	13.91					
TOTAL		5217374	13.91	0	0	0	0	0



(I)(d) Statement showing details of locked-in shares

Sr. No.	Name of the shareholder	Number of locked-in shares	Locked-in shares as a percentage of total number of shares {i.e., Grand Total (A)+(B)+(C) indicated in Statement at para (I)(a) above}	PROMOTER/ PROMOTER GROUP/ PUBLIC
1	SHILPI COMMUNICATION PVT LTD	900000	2.40	PROMOTER GROUP
2	ANAND GUPTA TRUSTEE OF SCTL SEC TRUST	1304344	3.48	PUBLIC
3	SHILPI COMMUNICATION PVT LTD	5600000	14.93	PROMOTER GROUP
TOTAL		7804344	20.80	




(II)(a) Statement showing details of Depository Receipts (DRs)

Sr. No.	Type of outstanding DR (ADRs, GDRs, SDRs, etc.)	Number of outstanding DRs	Number of shares underlying outstanding DRs	Shares underlying outstanding DRs as a percentage of total number of shares {i.e., Grand Total (A)+(B)+(C) indicated in Statement at para (I)(a) above}
1	NOT APPLICABLES	N.A	N.A	0.00
TOTAL		0	0	0.00

(II)(b) Statement showing holding of Depository Receipts (DRs), where underlying shares held by "promoter/promoter group" are in excess of 1% of the total number of shares

Sr. No.	Name of the DR Holder	Type of outstanding DR (ADRs, GDRs, SDRs, etc.)	Number of shares underlying outstanding DRs	Shares underlying outstanding DRs as a percentage of total number of shares {i.e., Grand Total (A)+(B)+(C) indicated in Statement at para (I)(a) above}
1	NOT APPLICABLE	N.A	N.A	
TOTAL			0	0.00

A handwritten signature in black ink is written over a circular stamp. The stamp contains the text "Shilpi Cable Technologies Limited" around the perimeter and "New Delhi" in the center.